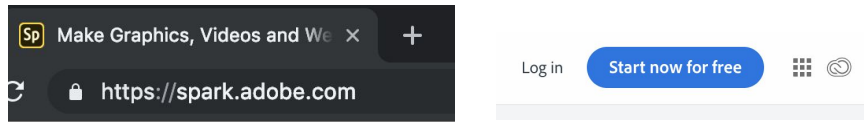


# Adobe Spark Login Instructions

These instructions work for both teacher and student logins.

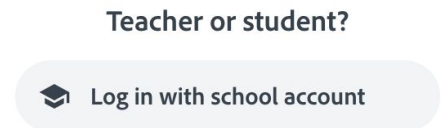
1. Go to [spark.adobe.com](https://spark.adobe.com) and in the top right select **Log in**



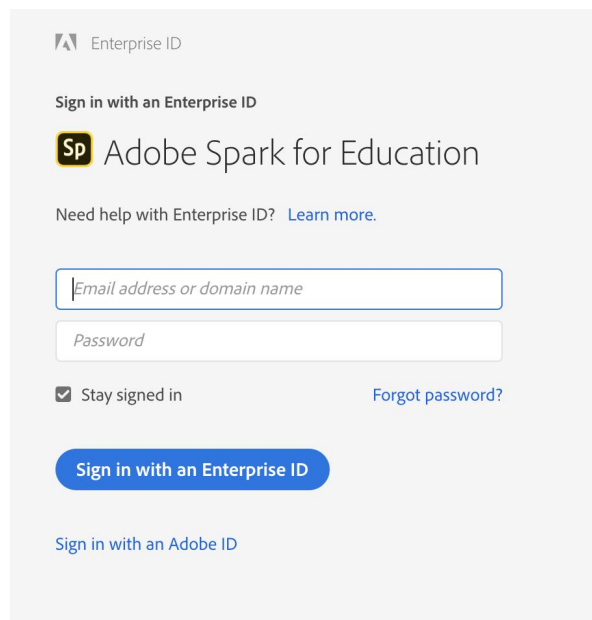
2. When you get to the website, **do not** click continue with Google. This will not connect to your district premium account.



3. Please be sure students select **Log in with school account**.



4. Make sure the **Sign in with Enterprise ID** screen opens, then start typing in your district email address. There is no password because it is connected through your district email account. It will not login and you will get an error if on any tab or browser you are logged in under another email. It works great with chromebooks, because students are already logged in on their device under their district email.



5. If you or your students already have an Adobe ID using their district email address, this screen will pop up. Select **Enterprise ID** and then it will log in. This is more common for teachers that have used other Adobe products under their district email. Most students won't get this screen.

